

Chapter 1

About This Manual

This chapter describes the intended audience, scope, conventions, and formats of this manual.

Audience, Scope, Conventions, and Formats


This reference manual assumes that the reader has basic to intermediate computer and Internet skills. However, basic computer network, Internet, firewall, and VPN technologies tutorial information is provided in the Appendices and on the NETGEAR website.


This guide uses the following typographical conventions:


Table 1-1. Typographical Conventions

<i>italics</i>	Emphasis, books, CDs, URL names
bold	User input
<code>fixed</code>	Screen text, file and server names, extensions, commands, IP addresses

This guide uses the following formats to highlight special messages:

	Note: This format is used to highlight information of importance or special interest.
---	--

	Tip: This format is used to highlight a procedure that will save time or resources.
---	--

	Warning: Ignoring this type of note may result in a malfunction or damage to the equipment.
---	--

This manual is written for the WPNT834 router according to these specifications:

Table 1-2. Manual Scope






Product Version	RangeMax 240 Wireless Router WPNT834
Manual Publication Date	January 2006



Note: Product updates are available on the NETGEAR, Inc. web site at <http://kbserver.netgear.com/products/WPNT834.asp>

How to Use This Manual

The HTML version of this manual includes the following:

- Buttons,  and , for browsing forwards or backwards through the manual one page at a time
- A  button that displays the table of contents and an  index button. Double-click on a link in the table of contents or index to navigate directly to where the topic is described in the manual.
- A  button to access the full NETGEAR, Inc. online knowledge base for the product model.
- Links to PDF versions of the full manual and individual chapters.

How to Print this Manual

To print this manual you can choose one of the following several options, according to your needs:

- **Printing a Page in the HTML View.**

Each page in the HTML version of the manual is dedicated to a major topic. Use the *Print* button on the browser toolbar to print the page contents.

- **Printing a Chapter.**

Use the *PDF of This Chapter* link at the top left of any page.

- Click the *PDF of This Chapter* link at the top right of any page in the chapter you want to print. The PDF version of the chapter you were viewing opens in a browser window.



Note: Your computer must have the free Adobe Acrobat reader installed in order to view and print PDF files. The Acrobat reader is available on the Adobe Web site at <http://www.adobe.com>.

- Click the print icon in the upper left of the window.



Tip: If your printer supports printing two pages on a single sheet of paper, you can select this feature to save paper and printer ink.

- **Printing the Full Manual.**

Use the *Complete PDF Manual* link at the top left of any page.

- Click the *Complete PDF Manual* link at the top left of any page in the manual. The PDF version of the complete manual opens in a browser window.
- Click the print icon in the upper left of the window.



Tip: If your printer supports printing two pages on a single sheet of paper, you can select this feature to save paper and printer ink.

Revision History

NETGEAR, Inc. is constantly searching for ways to improve its products and documentation. The following table indicates any changes that may have been made since the WPNT834 router was introduced.

Table 1-3. Publication Revision History

Version	Date	Description
v1.0	November 2005	Original publication
v1.1	January 2006	A number of technical corrections were incorporated into chapters 2, 3, 4, 6, and Appendix A.

